

OUTDOOR SPA BATH

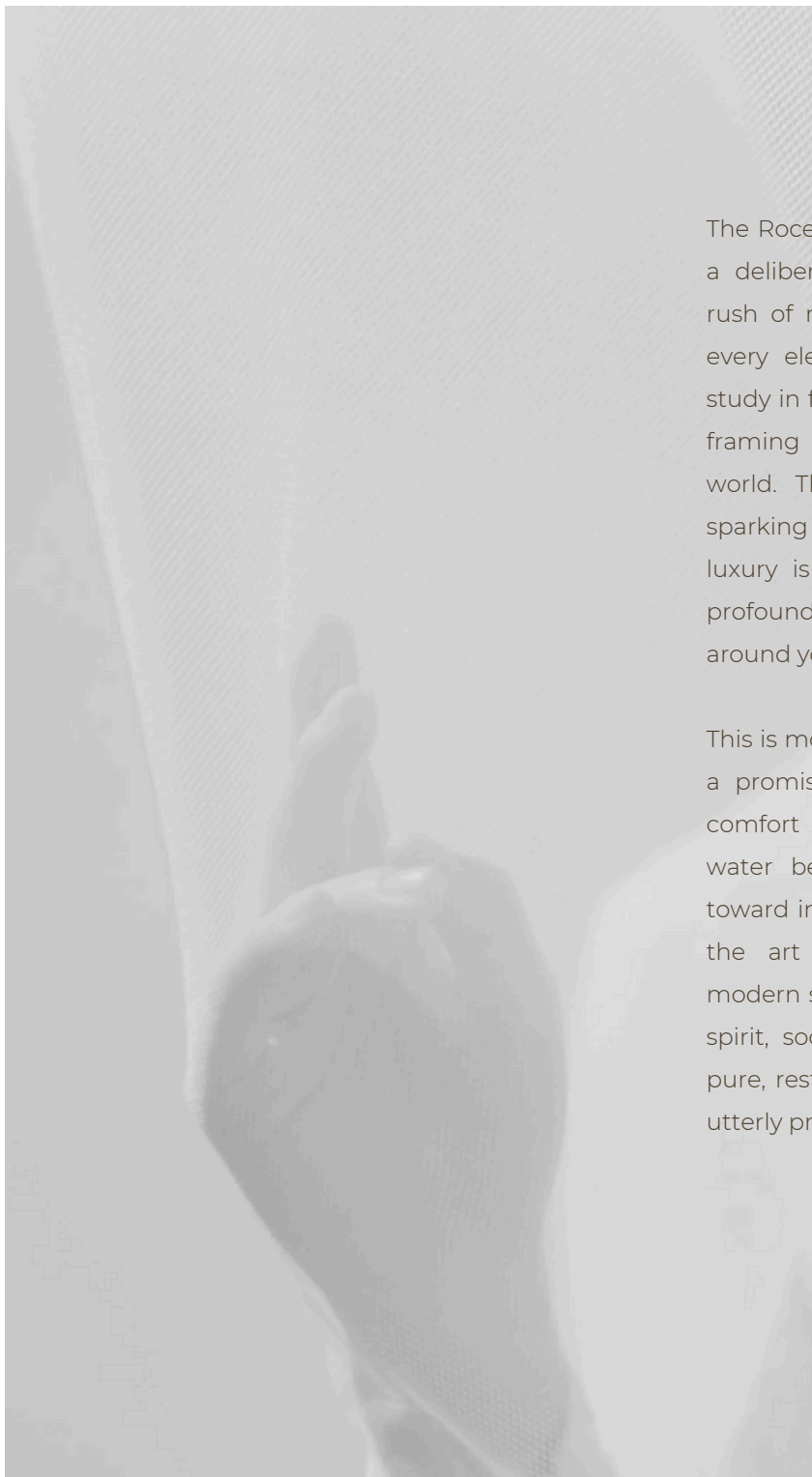
B Y R O C E L L





O U R E S S E N C E

T H E R O C E L L P R O M I S E



The Rocell Outdoor Spa is your essential escape, a deliberate architectural counterpoint to the rush of modern life. Step into a retreat where every element is harmonized; its design is a study in fluid geometry and quiet sophistication, framing the expansive beauty of the external world. This space becomes an active muse, sparking inspiration and clarity, proving that true luxury is found in deliberate simplicity and a profound connection to the elemental world around you.

This is more than a structure, this spa is a feeling a promise of absolute calm and unparalleled comfort. Here, the soft sounds of the moving water become a quiet mantra, guiding you toward inner stillness. The Rocell Outdoor Spa is the art of well-being realized: an elegant, modern sanctuary where you can recharge your spirit, soothe your senses, and experience the pure, restorative grace of being completely and utterly present.

W E L L - B E I N G A T T H E C E N T R E O F E V E R Y O R B I T .

Our jets are designed with precision each one targeting the body's quiet tensions, releasing calm where it's needed most. A seamless fusion of science and serenity, designed to heal as it soothes.



Hydro Massage

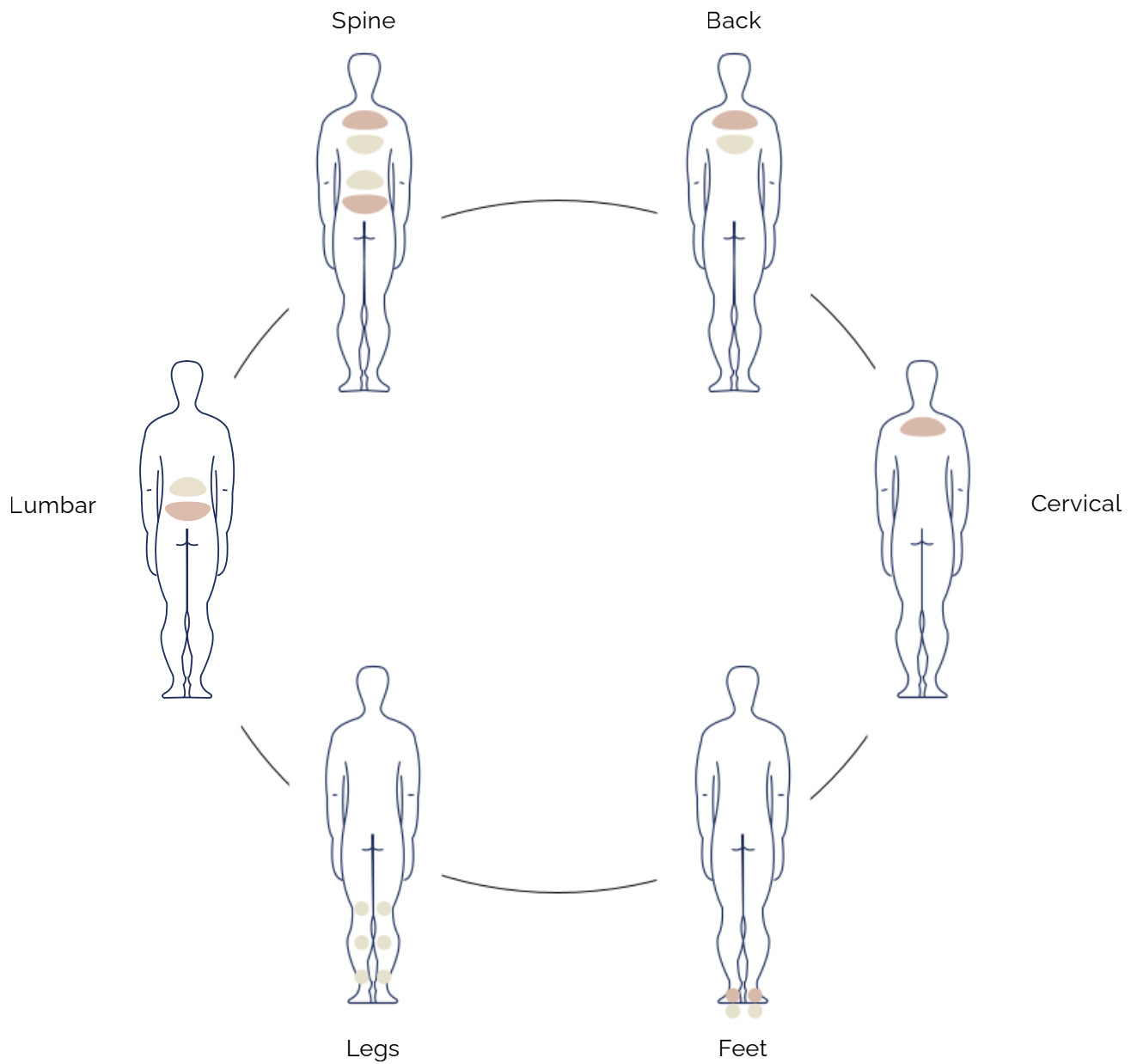
Engineered for specific body massages, this system uses a pump and jets to powerfully stimulate muscles and promote local metabolism. The pipework features a final, automatic self-cleaning cycle to drain and remove remaining water.



Air Massage

The body can be more energetic by airpool. When the air is filled by jets into tub, then the air exploded by bubbles. This kind of jets which is installed at the bottom of tub used for massage that let you refresh spirit. After using, the pipe which connected to the jets and drainer will be automatic cleaning.

A M A S S A G E D E S I G N E D F O R E V E R Y P A R T O F T H E B O D Y



N A T U R E – T H E U L T I M A T E M U S E

Nothing rivals the raw, peerless perfection of nature—the timeless muse that drives every Rocell creation. We draw deep inspiration from its colors, textures, and forms, striving to mirror that perfection in every detail and design. This commitment to natural excellence ensures that every outdoor spa bath is a true masterpiece of refined quality. We utilize world-class materials and exacting standards, allowing us to deliver creations that embody aesthetic excellence, structural integrity, and the lasting inspiration of the world around us.


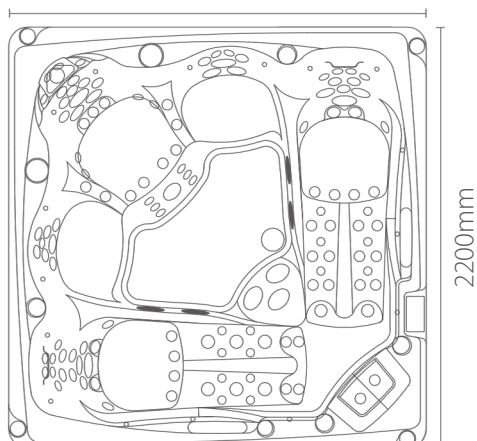


HOTTUBS / BD-021PRO

CE BALBOA

Product Code - RB.TGN.OBS120.AC.PQ

Dimension 2200x2200x900mm



HOTTUBS / BD-021PRO

TECHNICAL DATA



Capacity

Seater	5seats (3seaters+2loungers)
--------	-----------------------------

Dimensions/Weight

Product dimension	2200* 2200* 900mm
Water capacity	APP. 1300L

Shell

Shell material	US Aristech Acrylic
----------------	---------------------

Pumps

Jet pump 1/2	2.2kw*2pcs
Circulation pump	0.37kw 1pc
Air pump	0.9kw 1pc

Electrics

Control system	Balboa control system BP6013G3+TP600
Heater	3KW
Underwater lighting	1 pcs
LED light	16pcs
Total power:	8.67KW

Filtration

Filter	1pc
Ozone Generator	1pc

Features

Air adjustor	3 pcs
Suctions	4 pcs
Drainer	1 pc
Headrest	3 pcs
Support frame	1 set
Bluetooth Speakers	4 pcs
Decoration panel with LED	1 set
Special ABS tray	1 set

Jets

Massage jets	106 pcs
Air jets	26 pcs
Waterfall	2 pcs


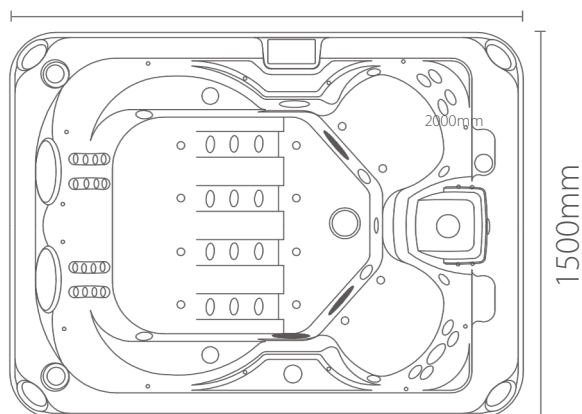


HOTTUBS / BD-015PRO

CE BALBOA

Product Code - RB.TGN.OBS120.AC.PP

Dimension 2000x1500x800mm



HOTTUBS / BD-015PRO

TECHNICAL DATA



Capacity

Seater	4seats (2seaters+2loungers)
--------	-----------------------------

Dimensions/Weight

Product dimension	2000x1500x800mm
Water capacity	700L

Shell

Shell material	US Aristech Acrylic
----------------	---------------------

Pumps

Jet pump 1/2	1.85kw*2pcs
Circulation pump	0.37kw 1pc
Air pump	0.4kw 1pc

Electrics

Control system	Balboa control system BP6013G3+TP600
Heater	3KW
Underwater lighting	1pc
LED light	18pcs
Total power:	7.47KW

Filtration

Filter	1pc
Ozone Generator	1pc

Features

Air adjustor	2 pcs
Suctions	3 pcs
Drainer	1 pc
Headrest	2 pcs
Support frame	1 set
Speakers	4 pcs
Decoration panel with LED	1 set
Special ABS tray	1 set
Coaster	2 pc

Jets

Massage jets	47pcs
Air jets	12pcs


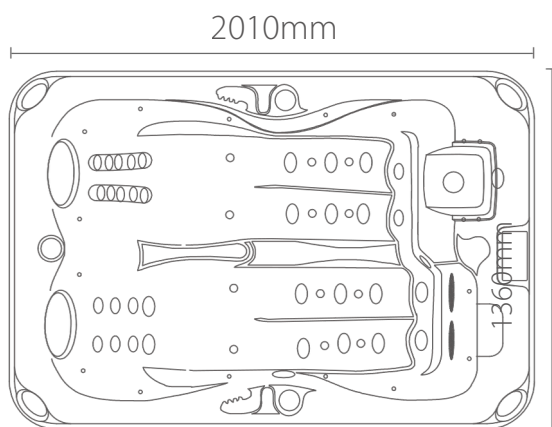


HOTTUBS / BD-011PRO

CE BALBOA

Product Code - RB.TGN.0BS120.AC.PR

Dimension 2010x1360x800mm



HOTTUBS / BD-011PRO

TECHNICAL DATA



Capacity

Seater	2seats
--------	--------

Dimensions/Weight

Product dimension	2010x1360x800mm
Water capacity	600L

Shell

Shell material	US Aristech Acrylic
----------------	---------------------

Pumps

Jet pump 1/2	2.2kw 1pc
Circulation pump	0.37kw 1pc
Air pump	0.4kw 1pc

Electrics

Control system	Balboa control system BP200G2+TP500
Heater	3KW
Underwater lighting	LED*1pc
LED light	18pcs
Total power:	5.97KW

Filtration

Filter	1pc
Ozone Generator	1pc

Features

Air adjustor	2 pcs
Suctions	2 pcs
Drainer	1 pc
Headrest	2 pcs
Support frame	1 set
Speakers	4 pcs
Decoration panel with LED	1 set
Special ABS tray	1 set
Coaster	1 pc


Jets

Massage jets	34pcs
Air jets	12pcs



COLOR OPTION FOR USA ACRYLIC


Aristech Cast Acrylics redefines quality with a mirror-like gloss and unmatched performance, maintaining its brilliance for years thanks to a precise, non-porous surface that effortlessly resists mildew, grime, and everyday stains. Engineered to withstand the elements, this material remains vibrant under sunlight and resilient against heat, offering a naturally warm touch, while its color-through composition ensures any wear can be simply and effectively repaired, offering creators limitless design freedom and lasting expression.



White 6167




Silver White 6427




Pearlescent 6696




Gypsum 9514



Oyster 6970



Sunset 6240



Ocean Wave 6811



Midnight 6878



Aristech Acrylics LLC stands as one of the world's foremost suppliers of high-quality continuous cast acrylic and solid surface sheeting. Our mission is to elevate our customers' success by delivering superior products and services. We provide dependable, innovative, and efficient solutions specifically designed to meet and exceed their most demanding needs.

COLOR OPTION FOR ALUMINUM COMPOSITE PANEL



SP-01



SP-02



SP-03



SP-04



SP-05

I C O N S



Lamp



Heater



Massage Jet



Ozone
Generator



Music



Air Bubble



UV Lamp



2 Person



4 Person



5 Person

A C C E S S O R I E S



Control System



Water pump



Filter pump




Stair



Bluetooth (Speaker)



Ozone



Cover A



Cover B



Filter (core)



LED



Water suction



Air adjuster



5\"Jet



3.5\"Jet



2.5\"Jet



1\"Jet



Air adjuster (Pro)



Water diverter (Pro)



Water suction (Pro)



Air bubble Jet (Pro)



5\"Jet (Pro)



3\"Rotating Jet (Pro)



2.5\"Rotating Jet (Pro)



1\"Jet (Pro)



www.rocell.com